

# Juvenile Arrests in Illinois, CY2012



518 Davis St. Ste. 211, Evanston, IL 60201

847-864-1567

Every year, tens of thousands of youth are arrested in Illinois. While about 75 percent of juvenile arrests do not result in formal charges in Cook County, mere arrest records could have lasting consequences for youth, affecting everything from employment and housing to acceptance into college or the military. Under the current law, a local police department is mandated to submit all the juvenile felony arrest records to the State Police but juvenile misdemeanor arrest records do not have to be sent to the State Police. A recent review of the statewide arrest data reveals that the majority of juvenile arrests are misdemeanor arrests that could be kept confidential by not sending them to the State Police:

- There were 47,075 juvenile (age 10-17) arrests recorded in Illinois from January 1, 2012 to December 31, 2012.
- **Misdemeanor arrests accounted for more than 60 percent of all juvenile arrests in Cook County.** Statewide, 59.5 percent of the juvenile arrests were misdemeanors, and in Cook County misdemeanors accounted for 64.9 percent (Chart 1 & 2).
- **Felony arrests accounted for less than 25 percent** of juvenile arrests statewide and in Cook County.
- **Class X felony and murder accounted for less than 2 percent** of arrests statewide and in Cook County.
- Breakdown by offense class was similar regardless of youth's race - 58.5 percent of black arrestees and 61.0 percent of white arrestees were arrested for misdemeanor (Chart 3).
- Although some areas in south and west side of Chicago had a large number of juvenile arrestees, most of the arrests were misdemeanor offenses (Map 1).
- **Drug offense arrests accounted for 14 percent** of all juvenile arrests. Sixty eight percent of the drug arrests were for misdemeanor offenses (Chart 4).
- **Black youth are arrested at a level 2.3 times their representation in the Cook County population, and triple their representation in Illinois population.**

Chart 1. Statewide Juvenile Arrests by Offense Class

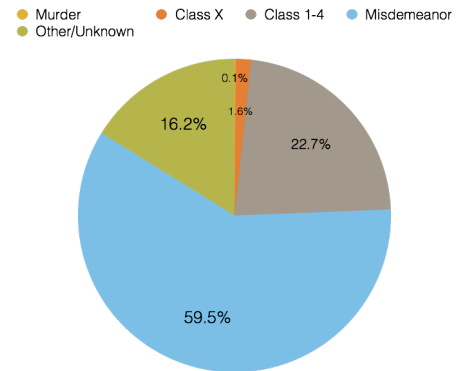


Chart 2. Cook Juvenile Arrests by Offense Class

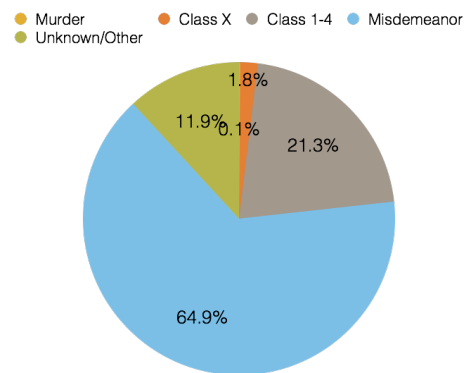


Chart 3. Arrests by Offense Class and Race

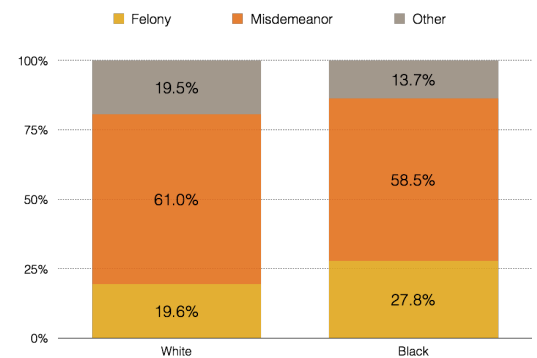
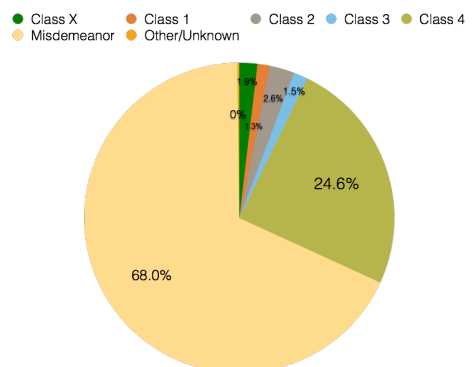
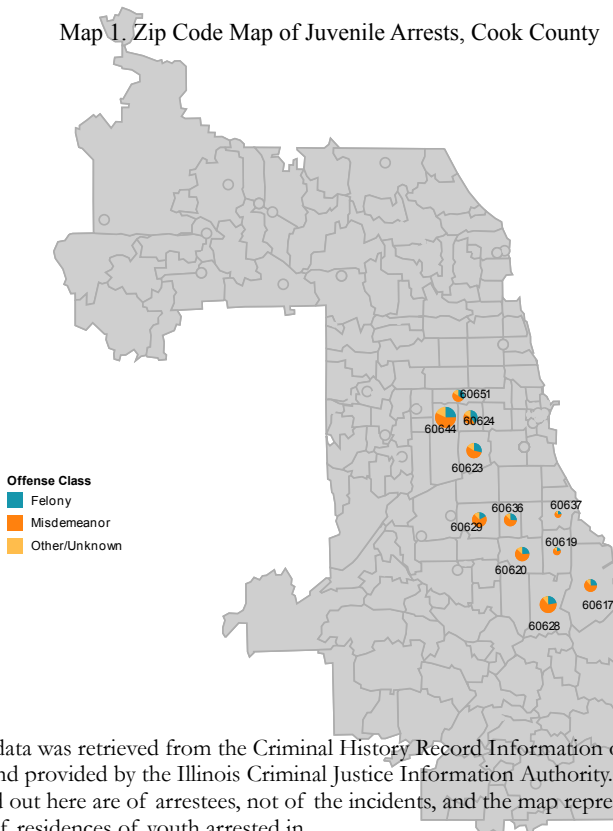


Chart 4. Cook Juvenile Drug Arrests by Offense Class



Map 1. Zip Code Map of Juvenile Arrests, Cook County



Arrest data was retrieved from the Criminal History Record Information on March 18, 2014, and provided by the Illinois Criminal Justice Information Authority. Zip codes mapped out here are of arrestees, not of the incidents, and the map represents zip codes of residences of youth arrested in