

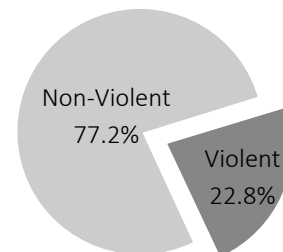
Illinois: Macon County Data Snapshot

Juvenile Arrests

During the time period of January 1, 2013 to December 31, 2013 in Macon County:

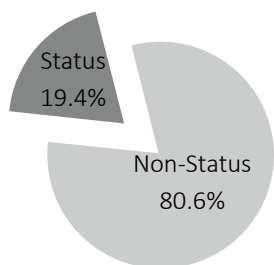
- There were 1048 juvenile arrests.
- **Non-violent arrests** accounted for **77.2 percent** of juvenile arrests.
- **Violent arrests** accounted for **less than 23 percent** of juvenile arrests.

Juvenile Arrests by Offense Type
Macon County (n = 1048)



*including city ordinances.

Juvenile Arrests Related to Status Offenses



* including city ordinances.

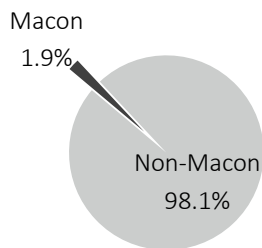
- Most common offenses were for theft and status offenses.
- **Status offenses** accounted for approximately **19.4 percent** of these law enforcement contacts of which 191 were for runaways.

Note: status offenses are non-delinquent/non-criminal infractions that would not be offenses but for the youth's status as a minor. This includes running away, failing to attend school (truancy), alcohol or tobacco possession, curfew violations, and circumstances where youth are found to be beyond the control of their parent/guardian(s), which some jurisdictions call "ungovernability" or "incurability."

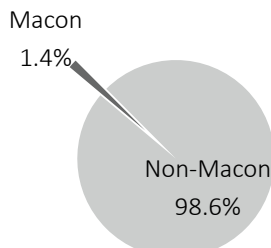
IDJJ Commitment Trends

- Macon youth represent a small fraction of the total number of youth committed to the custody of the Illinois Department of Juvenile Justice each year. Of the youth committed, Macon County youth comprised less than two percent in SFY12 and even less in SFY13.
- Macon continues to reduce the number of youth the county commits to the Illinois Department of Juvenile Justice.

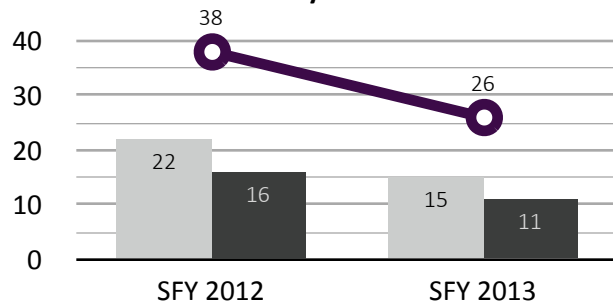
DJJ Admissions: SFY12



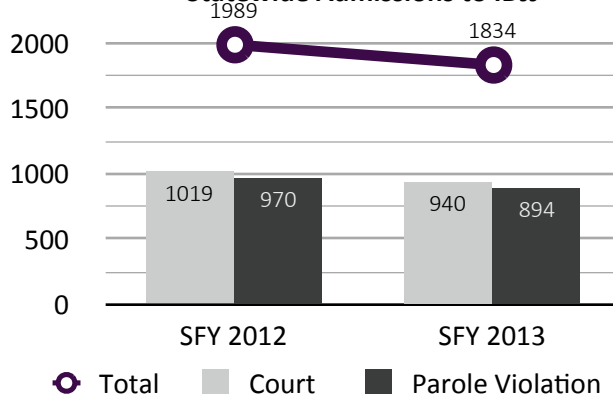
DJJ Admissions: SFY13



Macon County Admissions to IDJJ



Statewide Admissions to IDJJ



Data Source: demographic reports prepared by David E. Olsen, Ph.D on behalf of the Illinois Dept. of Juvenile Justice Advisory Board for State Fiscal Year 2012 and 2013, <https://www.illinois.gov/idjj/Pages/AdvisoryBoard.aspx>